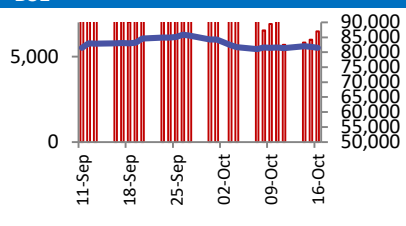
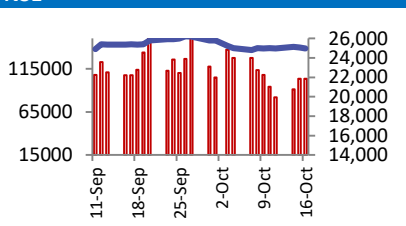


BSE		NSE																													
	<table border="1"> <tr><td>Open</td><td>81647</td></tr> <tr><td>High</td><td>81932</td></tr> <tr><td>Low</td><td>81358</td></tr> <tr><td>Close</td><td>81501</td></tr> <tr><td>Change</td><td>-319</td></tr> <tr><td>Volume (Lacs)</td><td>7158</td></tr> <tr><td>Turnover (Rs.inCr)</td><td>6474</td></tr> </table>	Open	81647	High	81932	Low	81358	Close	81501	Change	-319	Volume (Lacs)	7158	Turnover (Rs.inCr)	6474		<table border="1"> <tr><td>Open</td><td>25009</td></tr> <tr><td>High</td><td>25093</td></tr> <tr><td>Low</td><td>24908</td></tr> <tr><td>Close</td><td>24971</td></tr> <tr><td>Change</td><td>-86</td></tr> <tr><td>Volume(Lacs)</td><td>28831</td></tr> <tr><td>Turnover(Rs.in Cr)</td><td>103521</td></tr> </table>	Open	25009	High	25093	Low	24908	Close	24971	Change	-86	Volume(Lacs)	28831	Turnover(Rs.in Cr)	103521
Open	81647																														
High	81932																														
Low	81358																														
Close	81501																														
Change	-319																														
Volume (Lacs)	7158																														
Turnover (Rs.inCr)	6474																														
Open	25009																														
High	25093																														
Low	24908																														
Close	24971																														
Change	-86																														
Volume(Lacs)	28831																														
Turnover(Rs.in Cr)	103521																														

World Markets	Current	Previous	Pt. Chg	Var(%)
Dow	43078	42740	337	0.8%
Dow Futures	43293	43342	(49)	-0.1%
Nasdaq	18367	18316	51	0.3%
FTSE	8329	8249	80	1.0%
Nikkei	38955	39180	(225)	-0.6%
Hang Seng	20459	20287	172	0.9%
Gift Nifty	25049	25070	(22)	-0.1%
Straits Singapore	3624	3591	33	0.9%
South Korea	2611	2610	0	0.0%
Taiwan	22970	23011	(41)	-0.2%
Shanghai	3206	3203	3	0.1%

Commodity Prices	Current	Previous	Pt. Chg	Var(%)
Copper (\$/MT)	9559	9531	28.0	0.3%
Alumin (\$/MT)	2584	2571	13.5	0.5%
Zinc (\$/MT)	3053	3053	(0.5)	0.0%
Brent Crude (\$/bbl)	74.5	74.2	0.3	0.3%
Gold (\$/Ounce)	2682	2674	8.3	0.3%
Silver (\$/Ounce)	31.6	31.7	(0.1)	-0.2%
Light Crude (\$/bbl)	70.7	70.4	0.3	0.4%
N G (\$/mmbtu)	2.4	2.4	0.0	0.3%
Sugar (\$/MT)	571.4	585.2	(13.8)	-2.4%
Rubber (Rs./kg)	196.0	198.0	(2.0)	-1.0%
Baltic Dry Index	1676	1766	(90.0)	-5.1%

Currency Exchange Rate	Current	Previous	Var(%)
Rs./\$ rate	84.00	84.04	-0.05%
Rs./ Euro	91.52	91.71	-0.21%
Rs./Chinese Yuan	11.80	11.80	-0.02%
Yen /\$ rate	149.33	149.64	-0.21%
\$ US/Euro	1.09	1.09	-0.01%

Dollar Index	Current	Previous	Var(%)
Dollar Index	105.26	105.28	-0.02%

Support/ Resistance Levels for Today		
	Nifty	Bank Nifty Fut
Support 1	24900	51800
Support 2	24800	51500
Resistance	25070	52370

Securities in Ban For Trade	
CHAMBLFERT	IDFCFIRSTB
GNFC	MANAPPURAM
GRANULES	PNB
HINDCOPPER	RBLBANK
SAIL	IEX
NATIONALUM	TATACHEM
BANDHANBNK	LTF

Market Review

US: The Dow regained some lost ground on Wednesday although the S&P 500 and the Nasdaq stumbled, dragged lower by declines in mega cap technology stocks, while the broader market gained from upbeat quarterly earnings from banks.

Asia: Markets in Asia-Pacific rebounded on Thursday as US benchmark Dow Jones Industrial average hit a fresh record. Traders assessed disappointing trade data from Japan.

India: On Wednesday, the Indian stock market indices ended lower for the second consecutive session dragged by weak global cues. **Market is expected to open on a flattish note and likely to witness sideways move during the day.**

Global economy: Singapore's non-oil domestic exports rose 2.7% in September from the same month a year earlier, data on Thursday showed, supported by growth in electronic and non-electronic products. On a month-on-month seasonally adjusted basis, non-oil domestic exports rose 1.1% in September, following a 4.7% contraction in August. Enterprise Singapore said shipments of electronic products rose 4% in September from a year earlier, while non-electronic products were up 2.3%. Among major export markets, shipments to the European Union, Indonesia and South Korea rose strongly, while there were declines in sales to the United States, Japan and Hong Kong.

Australia's labor market grew more than expected in September, blowing past expectations for a sixth consecutive month as the labor market continued to run hot despite broader economic weakness. The total number of employed people grew by 64,100 in September, data from the Australian Bureau of Statistics showed on Thursday. The reading was well above expectations for an increase of 25,200 people, and also picked from the 47,500 seen in the prior month.

Commodities: Oil prices rose in early Asian trade on Thursday, paring sharp losses over the past two sessions, after industry data showed an unexpected drop in U.S. crude stockpiles last week.

Gold prices held below record levels on Thursday as investors looked forward to a slew of U.S. economic data that could offer more clues on the Federal Reserve's monetary easing path.

Currency: The dollar held near an 11-week high on Thursday as uncertainty over the upcoming U.S. election looms and as resilience in the U.S. economy added to bets the Federal Reserve will be less aggressive in easing rates versus its peers elsewhere.

FII Derivative Transactions (Rs. Cr)

Contracts	Purchase		Sell		Net	Open Interest (OI)		OI (Previous day)		Change	
	Contract	Value	Contract	Value	Value	Contract	Value	Contract	Value	Contract	Value
Index Future	25063	1695	35498	2379	(684)	508656	34136	515417	34650	(6761)	(514)
Index Option	40384048	2950916	40259963	2948484	2432	6121842	398568	6599458	445872	(477616)	(47304)
Stock Future	299120	24458	313652	25644	(1186)	4359588	344032	4346376	344119	13212	(87)
Stock Option	633227	52179	619494	51037	1142	1112885	88317	1119298	89169	(6413)	(852)
Total	41341458	3029248	41228607	3027544	1704	12102971	865053	12580549	913810	(477578)	(48757)

FII All Activity-BBG (Rs Cr)	Buy	Sell	Net
9-Oct-24	12824	16503	(3679)
10-Oct-24	10098	14835	(4737)
11-Oct-24	6545	10576	(4031)
14-Oct-24	10109	13668	(3558)
15-Oct-24	16631	18165	(1534)
Month to date- Oct	132543	193951	(61408)
FII (Prov.) (Rs Cr)	Buy	Sell	Net
10-Oct-24	16514	21441	(4927)
11-Oct-24	6220	10382	(4163)
14-Oct-24	9364	13096	(3732)
15-Oct-24	16098	17847	(1749)
16-Oct-24	14466	17902	(3436)
Month to date-Oct	147684	214995	(67311)
DII (Prov.) (Rs. Cr)	Buy	Sell	Net
10-Oct-24	13301	9423	3878
11-Oct-24	11907	8176	3731
14-Oct-24	11598	9319	2278
15-Oct-24	13229	11574	1655
16-Oct-24	13432	11176	2256
Month to date-Oct	181744	117762	63982
FII Debt - BBG (Rs. Cr)	Buy	Sell	Net
9-Oct-24	5617	1825	3792
10-Oct-24	1446	2360	(914)
11-Oct-24	2569	2191	378
14-Oct-24	1423	2099	(676)
15-Oct-24	2152	1477	676
Month to date- Oct	29219	31799	(2579)

Market Breadth	BSE		NSE	
	No.	%	No.	%
Advance	1995	49%	1378	49%
Decline	1987	49%	1390	49%
Unchanged	86	2%	53	2%

Market Turnover	16-Oct	15-Oct	Var (%)
BSE Cash	6474	5994	8%
NSE Cash	103521	103530	0%
NSE Futures	119064	117200	2%
NSE Options	53275336	43425495	23%
Total (Rs.Cr)	53504396	43652219	23%

Volatility Index	16-Oct	15-Oct
Volatility Index	13.05	13.00

Index PE - TTM	16-Oct	Yr. High	Yr. Low
Sensex	23.9	26.0	21.8
Nifty	23.5	28.8	20.3

Corporate News

Bikaji Foods To Acquire 53% Stake In Hazelnut Factory For Rs. 131 Cr

Bikaji Foods will acquire a 53.02% stake in Hazelnut Factory Food Products for Rs 131.01 cr to mark its foray into the quick service restaurant segment. Bikaji Foods Retail Ltd., a wholly owned subsidiary, will make a strategic investment of Rs 131.01 cr for an acquisition of a 53.02% stake in the Hazelnut Factory, a cafe-cum-artisanal sweets brand. (NDTV)

RVNL Emerges As Lowest Bidder For Rs 270 Crore Project From Maharashtra Metro Authority

Rail Vikas Nigam Ltd. emerged as the lowest bidder for the Rs 270 cr metro construction project from the Maharashtra Metro Rail Corp. Ltd. The contract involves the construction of seven elevated metro stations to reach Hingna Mount View, Rajiv Nagar, Wanadongri, APMC, Raipur, Hingna Bus Station, and Hingna, according to an exchange filing on Wed. The company will also build three elevated metro stations to reach Pardi, Kapsi Khurd, and Transport Nagar as part of Nagpur Metro Rail Project Phase-2, the filings said. Also, the project is supposed to be executed within a timeframe of 30 months. (NDTV)

Economy

Union Cabinet approves Rs 2,642-cr Varanasi-DDU multi-tracking project

Prime Minister Narendra Modi-led Union Cabinet on Wednesday approved the Varanasi-Pt Deen Dayal Upadhyaya (DDU) multi-tracking project with an estimated cost of Rs 2,642 cr. The proposed project includes a new rail-cum-road bridge across the Ganga river and the addition of third and fourth railway lines between Varanasi and DDU Junction route, among other infrastructural upgrades. (ET)

International

Expedia shares surge on report Uber considered potential bid

Shares of travel booking firm Expedia Inc rose sharply in aftermarket deals on Wednesday after the Financial Times reported that Uber Technologies Inc had considered a bid for the firm. Expedia jumped 7.1% to \$161.50, while Uber fell 2.6% to \$79.70. The FT reported that Uber had approached advisors in recent months over a potential takeover, with the ride-hailing giant looking to build a "Super App" by incorporating Expedia. A deal figure was not mentioned. Expedia has a market capital of \$19.64bn as of Wednesday's close. Any potential acquisition would be by far Uber's biggest buy, as it looks to diversify further beyond its rides business and into other avenues. (INV)

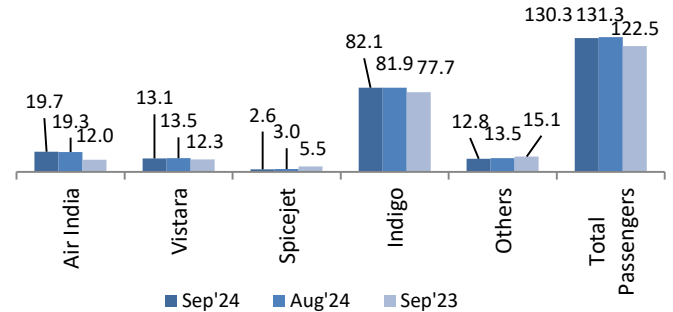
Top 5 Nifty Gainers	16-Oct	15-Oct	Var(%)
HDFCLIFE	727	714	1.8%
DRREDDY	6711	6612	1.5%
GRASIM	2764	2736	1.0%
BHARTIARTL	1734	1717	1.0%
HDFCBANK	1700	1684	0.9%
Top 5 Nifty Losers	16-Oct	15-Oct	Var(%)
M&M	3068	3156	-2.8%
INFY	1920	1959	-2.0%
HEROMOTOCO	5398	5506	-2.0%
LTIM	6359	6461	-1.6%
ADANIPTS	1404	1420	-1.2%

BSE Index Watch	Last	1 day	1 wk	1 mth	1 yr
SENSEX	81501	-0.4%	0.0%	-1.9%	22.7%
MIDCAP	48645	-0.1%	0.5%	-1.1%	49.6%
SMLCAP	57403	0.3%	2.3%	0.3%	48.8%
AUTO	58829	-1.0%	-1.6%	0.6%	57.1%
BANKEK	58774	-0.3%	1.4%	-0.8%	17.7%
Capital Goods	72350	0.0%	1.6%	-0.8%	50.5%
FMCG	22737	-0.3%	0.1%	-3.5%	19.3%
Health Care	44654	-0.2%	-0.1%	0.8%	58.1%
IT	42656	-1.2%	-0.9%	-3.0%	32.2%
METAL	33037	-0.1%	-0.2%	3.5%	39.7%
Oil & Gas	30192	0.2%	0.8%	-2.0%	57.6%
Power	8403	-0.2%	0.2%	0.4%	83.2%
Realty	8475	0.6%	3.1%	1.8%	74.1%

NSE USD Futures	16-Oct	15-Oct	Var (%)
Oct Expiry (Rs./\$)	83.97	83.97	0.0%
Nov Expiry (Rs./\$)	84.21	84.21	0.0%
Total Turnover (Rs. Crore)	3122	5324	-41%

Sectors	TTM PE
Auto	34.39
Auto Ancillary	54.85
Banking	14.59
Engineering	43.28
Cement	82.25
Diamonds & Jewellery	53.67
Housing Finance	26.98
Infrastructure & Const	35.23
Metals-Aluminium	36.9
Metal – Steel	20.55
Oil Expl.	17.78
Pharma	11.58
Power – Gen. Supp.	47.46
Information Tech.	27.51
Sugar	23.4
Telecom Serv. Prov.	88.73
Tyres	27.85

Airlines Passenger Addition Data (in Lakhs)
(Source: DGCA)



10 year G-Sec Yield	Current	Previous	Change
US	4.03%	4.01%	1 bps
Japan	0.96%	0.96%	0 bps
India	6.77%	6.77%	0 bps
UK	4.06%	4.16%	(10) bps
Libor 3 Mths	4.85%	4.85%	(0) bps

Indian Eco Data	Current	Previous	Var(%)
Forex Reserve (US\$ in bn)	654	652	0.3%
Inflation - WPI	1.84%	1.31%	53 bps
Inflation - CPI	5.49%	3.65%	184 bps

India GDP	Q1FY25	Q4FY24	Var(%)
Growth	6.70%	7.76%	(106)bps

Monetary Policy	Current	Previous	Change
Repo Rate	6.50%	6.50%	0 bps
Reverse Repo Rate	3.35%	3.35%	0 bps
CRR	4.50%	4.50%	0 bps
O/S Banking System Liquidity (Rs bn)	1584	1512	72.8

IIP Growth %	Aug-24	Aug-23	Apr-Feb
IIP	-0.1	10.9	4.3
Capital Goods	0.7	13.1	3.6
Mining	1.0	10.0	4.1
Manufacturing	-3.7	15.3	6.6
Electricity	-4.3	12.3	5.1

Bulk Deal As On 16/10/24

BSE					
Security Code	Security Name	Client Name	Deal	Quantity	Price
512165	ABANSENT	ANTARA INDIA EVERGREEN FUND LTD	B	3431180	35.97
512165	ABANSENT	PLURIS FUND LIMITED	S	3431180	35.97
539506	ADCON	MSR VERSATILE VENTURES LLP	B	1100000	0.94
539506	ADCON	TIRUPATI FINCORP LIMITED	B	2530000	0.97
539506	ADCON	YOGESHGOVINDJOSHI	S	1345000	0.97
543843	COMMAND	SHIV AUM STEELS LIMITED	B	256000	29
543843	COMMAND	SWAPNIL JAIN	S	256000	29
543516	DHYAANITR	BHAVIN INDRAJIT PARIKH	B	148400	21.35
543516	DHYAANITR	COMFORT ADVERTISING PVT LTD	B	98000	21.4
543516	DHYAANITR	KESAR TRACOM INDIA LLP	B	98000	21.15
543516	DHYAANITR	SHIVAM JINDAL	S	30800	21.48
543516	DHYAANITR	SHIVAM JINDAL	B	86800	21.38
543516	DHYAANITR	YASHVI BHAVESHKUMAR SHAH	S	120400	21.45
531553	DRL	PRIYASHA MEVEN FINANCE LTD.	S	35364	22.32
531553	DRL	PRIYASHA MEVEN FINANCE LTD.	B	47364	22.6
531553	DRL	R B K SHARE BROKING LIMITED	S	40000	26.26
531553	DRL	SANTOSH MORE	S	190128	23.13
531553	DRL	VIRAL TILAK MARU	S	47674	22.24
531553	DRL	VIRAL TILAK MARU	B	47674	25.67
524768	EMMESSA	AIMS FINANCIAL VENTURES	B	25986	61.42
524768	EMMESSA	PRACHI PRAKASH RAKTATE	S	4589	62.85
524768	EMMESSA	PRACHI PRAKASH RAKTATE	B	32264	63.44
521137	EUREKAI	MULTIPLIER SHARE & STOCK ADVISORS PRIVATE LIMITED	S	144920	5.97
521137	EUREKAI	YASHIV HOLDINGS PRIVATE LIMITED	B	86723	5.96
540190	FRANKLININD	ISHAAN TRADEFIN LLP	S	2225000	1.98
530263	GLOBALCA	NITIN BAKSHI	S	2792130	0.89
539206	GVBL	PARUL AGRAWAL	S	50300	92.61
539206	GVBL	VIKRAMASHOKKUMARJAIN	B	81000	92.43
505336	HARSHILAGR	NEHASHARAFF	S	60000	96.62
505336	HARSHILAGR	PATEL KENIT GHANSHYAM	B	79464	96.62
505336	HARSHILAGR	VISHMOR TRADING PRIVATE LIMITED	B	83104	96.62
505336	HARSHILAGR	VIVEKKUMAR PATEL	S	50000	96.62
505336	HARSHILAGR	VIVEKKUMAR PATEL	B	170000	96.62
539449	IGCIL	K D BENEFIT TRUST	B	12000	30.15
542924	JANUSCORP	DEV GANPAT PAWAR	B	136500	11.92
542924	JANUSCORP	HEMA JAYPRAKASH BHAVSAR	S	171500	11.92
542924	JANUSCORP	RISHABH SHASHIKANT NIRBHAVNE	B	140000	11.91
514360	KRRAIL	SAROJ GUPTA	S	259290	375.98
514360	KRRAIL	SAROJ GUPTA	B	259790	343.51
512415	MERCTRD	MULTIPLIER SHARE & STOCK ADVISORS PRIVATE LIMITED	B	20000	72
512415	MERCTRD	NEEPA ARPITKUMAR SHAH	B	17800	72
512415	MERCTRD	SONIKAAGGARWAL	S	20000	72
544269	NPFL	MULTIPLIER SHARE & STOCK ADVISORS PRIVATE LIMITED	B	156000	25.77
544269	NPFL	PARESH DHIRAJLAL SHAH	S	108000	25.77
540386	ONTIC	MUKESH GULABJI PRAJAPAT	B	1400000	0.67
540386	ONTIC	MULTIPLIER SHARE & STOCK ADVISORS PRIVATE LIMITED	S	1691953	0.67
531395	PADAMCO	MULTIPLIER SHARE & STOCK ADVISORS PRIVATE LIMITED	B	23406	138.75

531395	PADAMCO	RAJEV GUPTA	S	25000	138.75
541444	PALMJEWELS	KUSHALRAJ BASTHIMAL	B	69667	29.87
526490	PRATIK	INFINITI INFRASTEEL LLP .	B	336273	5.85
544257	SAFE	MANJULA NARAYAN VALIA	B	30000	71.95
512097	SAICOM	RAGHESHVMONY	B	1590000	0.42
538212	SHARPINV	GOURAVKUMAR	S	1270000	0.72
544272	SHIVTEXCHEM	SAHASTRAA ADVISORS PRIVATE LIMITED	S	145600	263.23
544272	SHIVTEXCHEM	SAHASTRAA ADVISORS PRIVATE LIMITED	B	800	263.45
539584	SIPTL	SETU SECURITIES PVT. LTD.	S	700000	0.84
538923	SOFCOM	LABDHI POLYCOT PRIVATE LIMITED	S	23400	69.56
538923	SOFCOM	LABDHI POLYCOT PRIVATE LIMITED	B	15002	71.44
540914	SRUSTEELS	RATHOD MANOJ CHHAGANLAL HUF	S	320000	8.84
540914	SRUSTEELS	SACHIN GOVINDLAL MODI	B	500000	8.84
539026	SSPNFIN	ESPS CAPITAL ADVISORS PVT LTD	S	40000	8
539026	SSPNFIN	PAKSHAL KIRTIKUMAR PARIKH	B	44000	8
511700	STANCAP	DYS ROYALS PRIVATE LIMITED	S	31921942	1.35
538733	STARLIT	PCM POWER GENERATION PRIVATE LIMITED	S	67531	2.56
530845	SUNSHIEL	CASSINI PARTNERS L.P.	B	50000	1069.75
541701	SUPERSHAKT	SHIV AUM STEELS LIMITED	B	63000	360
541701	SUPERSHAKT	SWAPNIL JAIN	S	63000	360
543745	SVS	ABDUL AHAD SHAKEEL MISTRY	S	120000	18.82
543745	SVS	MILAN JAYVANTLAL MITHANI(HUF)	S	234000	18.76
544214	THREEMPAPE	AVANCE VENTURES PRIVATE LIMITED	S	100000	56
543310	TIMESGREEN	SHIV AUM STEELS LIMITED	B	80000	86
543310	TIMESGREEN	SWAPNIL JAIN	S	80000	86
526675	TIRTPLS	ASHIABANU ANVARLI SAIYAD	S	31950	48.97
526675	TIRTPLS	ASHIABANU ANVARLI SAIYAD	B	76	48.26
540726	TTFL	ALOKE KUMAR SINGHANIA	B	70149	56.02
540726	TTFL	BEE KAY TARFAB UDYOG PRIVATE LIMITED	B	100000	55
540726	TTFL	HARDIK JIGISHKUMAR DESAI	S	1000000	54.13
540726	TTFL	K2 FINVENTURE	B	150000	55.39
540726	TTFL	SAVITRIBEN MAHENDRAKUMAR SHAH	B	199050	53
537582	UNISHIRE	RAHUL JAIN	S	230000	3.38
537582	UNISHIRE	SHRISHTI AGRAWAL	S	50000	3.45
537582	UNISHIRE	SHRISHTI AGRAWAL	B	190000	3.36
532378	UNIVARTS	SARLA ASHOK SARAOGI	S	50000	5.15
511012	YAMNINV	SETU SECURITIES PVT. LTD.	B	4100000	1.33

NSE

Security Code	Security Name	Client Name	Deal	Quantity	Price
ABINFRA	A B Infrabuild Limited	MINAL PRAKASH DESHPANDE	BUY	500000	82
ANLON	Anlon Technology Sol Ltd	MAVIRA GROWTH OPPORTUNITIES FUND	BUY	141200	441.29
ANLON	Anlon Technology Sol Ltd	MAVIRA GROWTH OPPORTUNITIES FUND	BUY	32000	456.37
ACSAL	Arvind and Company	PRADEEPTA KUMAR SETHY	SELL	90000	109.14
ATALREAL	Atal Realtech Limited	HARDIK MILANBHAI MITHANI (HUF)	BUY	700000	8.9
ATALREAL	Atal Realtech Limited	MANISH NITIN THAKUR	BUY	1529785	8.99
ATALREAL	Atal Realtech Limited	VENKATESHWARA INDUSTRIAL PROMOTION CO.LIMITED	SELL	4000000	8.94
ATALREAL	Atal Realtech Limited	YELLOWSTONE VENTURES LLP	BUY	650000	8.9
BESTAGRO	Best Agrolife Limited	PEANENCE COMMERCIAL PVT LIMITED	BUY	236000	560
BESTAGRO	Best Agrolife Limited	RESONANCE OPPORTUNITIES FUND	SELL	640000	560.59
BESTAGRO	Best Agrolife Limited	SAURABH HEMRAJ BORA	BUY	154628	560
CPS	C P S Shapers Limited	ALPA WEALTH CREATOR	SELL	10800	368
CPS	C P S Shapers Limited	PRASOON PANKAJ	BUY	14400	376
CELLECOR	Cellecor Gadgets Limited	VARINDER BANSAL	SELL	1368000	71.8
GICL	Globe Intl Carriers Ltd	YUVRAJ HIRALAL MALHOTRA	SELL	141000	59.45
KIRIINDUS	Kiri Industries Limited	LGOF GLOBAL OPPORTUNITIES LIMITED	SELL	300000	387.1
KSHITJPOL	Kshitij Poly line Limited	NIRMALKUMAR ASHWINBHAI PATEL	SELL	492652	6.02
MAHICKRA	Mahickra Chemical Limited	BHAVIK KIRITKUMAR SHAH HUF	SELL	48000	107.63
MITTAL-RE1	Mittal Life Style Ltd	GOVIND RAM PATODIA	SELL	2475694	0.14
MRO-TEK	MRO-TEK Realty Ltd	JITENDRA MOHANDAS VIRWANI	SELL	103535	94.4
RPPINFRA	R.P.P. Infra Projects Ltd	BHUPESH KUMAR LODHA & SONS HUF	BUY	200000	204.5
SDREAMS	S D Retail Limited	ELIMATH ADVISORS PRIVATE LIMITED	BUY	155000	140.23
SUMEETINDS	Sumeet Ind Limited	CNM FINVEST PRIVATE LIMITED .	BUY	1000000	4.8
TITAGARH	TITAGARH RAIL SYSTEMS	MORGAN STANLEY ASIA SINGAPORE PTE	BUY	763738	1120
TITAGARH	TITAGARH RAIL SYSTEMS	SMALLCAP WORLD FUND INC.	SELL	790976	1120.12
VISHWARAJ	Vishw araj Sugar Ind Ltd	NEOMILE CORPORATE ADVISORY LIMITED	BUY	2900000	17.9

Disclosure:

Research Reports that are published by Nirmal Bang Securities Private Limited (hereinafter referred to as "NBSPL") are for private circulation only. NBSPL is a registered Research Analyst under SEBI (Research Analyst) Regulations, 2014 having Registration no. INH000001766. NBSPL is also a registered Stock Broker with National Stock Exchange of India Limited, BSE Limited, Metropolitan Stock Exchange of India Limited, Multi Commodity Exchange of India Limited and , National Commodity and Derivative Exchange Limited in Capital Market , Equity and Commodities derivatives segments and Currency Derivatives Segment .

NBSPL has other business divisions with independent research teams separated by Chinese walls, and therefore may, at times, have different or contrary views on stocks and markets.

NBSPL or its associates have not been debarred / suspended by SEBI or any other regulatory authority for accessing / dealing in securities Market since last 20 years. NBSPL, its associates or analyst or his relatives do not hold any financial interest (Except Investment) in the subject company. NBSPL or its associates or Analyst do not have any conflict or material conflict of interest at the time of publication of the research report with the subject company. NBSPL or its associates or Analyst or his relatives may or may not hold beneficial ownership of 1% or more in the subject company at the end of the month immediately preceding the date of publication of this research report.

NBSPL or its associates / analyst has not received any compensation / managed or co-managed public offering of securities of the company covered by Analyst during the past twelve months. NBSPL or its associates have not received any compensation or other benefits from the company covered by Analyst or third party in connection with the research report. Analyst has not served as an officer, director or employee of Subject Company. NBSPL / analyst has not been engaged in market making activity of the subject company.

Analyst Certification: The research analysts and authors of these reports, hereby certify that the views expressed in this research report accurately reflects my/our personal views about the subject securities, issuers, products, sectors or industries. It is also certified that no part of the compensation of the analyst(s) was, is, or will be directly or indirectly related to the inclusion of specific recommendations or views in this research. The analyst(s) principally responsible for the preparation of this research report and has taken reasonable care to achieve and maintain independence and objectivity in making any recommendations.

Disclaimer:

The Research Report is for the personal information of the authorized recipient and does not construe to be any investment, legal or taxation advice. NBSPL is not soliciting any action based upon it. Nothing in the research report shall be construed as a solicitation to buy or sell any security or product, or to engage in or refrain from engaging in any such transaction. In preparing the research report, we did not take into account the investment objectives, financial situation and particular needs of the reader.

The research report has been prepared for the general use of the clients of NBSPL and must not be copied, either in whole or in part, or distributed or redistributed to any other person in any form. If you are not the intended recipient you must not use or disclose the information in the research report in any way. Though disseminated to all the customers simultaneously, not all customers may receive the research report at the same time. NBSPL will not treat recipients as customers by virtue of their receiving the research report. The research report is not directed or intended for distribution to or use by any person or entity resident in a state, country or any jurisdiction, where such distribution, publication, availability or use would be contrary to law, regulation or which would subject NBSPL & its group companies to registration or licensing requirements within such jurisdictions.

The report is based on the information obtained from sources believed to be reliable, but we do not make any representation or warranty that it is accurate, complete or up-to-date and it should not be relied upon as such. We accept no obligation to correct or update the information or opinions in it. NBSPL or any of its affiliates or employees shall not be in any way responsible for any loss or damage that may arise to any person from any inadvertent error in the information contained in the research report. NBSPL or any of its affiliates or employees do not provide, at any time, any express or implied warranty of any kind, regarding any matter pertaining to this report, including without limitation the implied warranties of merchantability, fitness for a particular purpose, and non-infringement. The recipients of the research report should rely on their own investigations.

This information is subject to change without any prior notice. NBSPL reserves its absolute discretion and right to make or refrain from making modifications and alterations to this statement from time to time. Nevertheless, NBSPL is committed to providing independent and transparent recommendations to its clients, and would be happy to provide information in response to specific client queries.

Before making an investment decision on the basis of research report, the reader needs to consider, with or without the assistance of an adviser, whether the advice is appropriate in light of their particular investment needs, objectives and financial circumstances. There are risks involved in securities trading. The price of securities can and does fluctuate, and an individual security may even become valueless. International investors are reminded of the additional risks inherent in international investments, such as currency fluctuations and international stock market or economic conditions, which may adversely affect the value of the investment. Opinions expressed are subject to change without any notice. Neither the company nor the director or the employees of NBSPL accept any liability whatsoever for any direct, indirect, consequential or other loss arising from any use of the research report and/or further communication in relation to the research report. Here it may be noted that neither NBSPL, nor its directors, employees, agents or representatives shall be liable for any damages whether direct or indirect, incidental, special or consequential including lost revenue or lost profit that may arise from or in connection with the use of the information contained in the research report.

Copyright of this document vests exclusively with NBSPL.

Our reports are also available on our website

Registration granted by SEBI and certification from NISM in no way guarantee performance of NBSPL or provide any assurance of returns to investors.

Nirmal Bang Research (Division of Nirmal Bang Securities Pvt. Ltd.)

B-2, 301/302, Marathon Innova,
Opp. Peninsula Corporate Park
Off. Ganpatrao Kadam Marg
Lower Parel(W), Mumbai-400013
Board No. : 91 22 6723 8000/8001
Fax. : 022 6723 8010